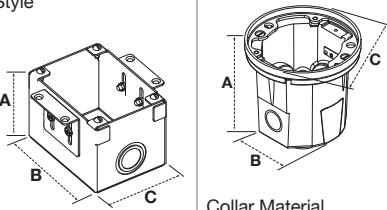










Dimensions Inches (mm)

Style	 Collar Material Brass	Rectangular Stamped Steel			Round Cast Iron	
		1-Gang	2-Gang	3-Gang	1-Gang	1-Gang
		 B2481*	 B2482	 B2483	 B2588*	 B2588275*
Adjustability		Semi	Semi	Semi	Non	Non
Cubic Inch (cm3) Capacity Per Gang		42.0 cu. in. (658.3 cm3)	42.5 cu. in. (696.5 cm3)	42.5 cu. in. (696.5 cm3)	18.5 cu. in. (303.2 cm3)	18.5 cu. in. (303.2 cm3)
Dimensions – A		3.13" (79.5)	3.13" (79.5)	3.13" (79.5)	3.65" (92.7)	3.65" (92.7)
Dimensions – B		4.50" (114.3)	4.50" (114.3)	4.50" (114.3)	3.22" (81.8)	3.22" (81.8)
Dimensions – C		3.20" (81.3)	6.42" (163.1)	9.64" (244.9)	4.09" (103.9)	4.09" (103.9)
Threaded Access Holes		–	–	–	Bottom (2) 1/2"	Sides (2) 3/4" Bottom (2) 1/2"
Knockouts – Sides		(1) 1/2", 3/4", 1"	(2) 1/2", 3/4", 1"	(3) 1/2", 3/4", 1"	–	–
Knockouts – Ends		–	–	–	–	–
Knockouts – Bottom		(1) 1/2" - 1 1/4"	(2) 1/2" - 1 1/4"	(3) 1/2" - 1 1/4"	–	–
Debris Cover Included		✓	✓	✓	–	–
Closure Plugs Included		–	–	–	✓	✓
Removable LV Barrier		–	✓	✓	–	–

Note: UL File Number E31999, CSA File Number LR18416.
*Suitable for single service applications only.




Rectangular Flanges (Required)

	SB3083W	SB3084W	SB3085W
Brass	SB3083W	SB3084W	SB3085W
Aluminum	SA3083W	SA3084W	SA3085W
			
No. of Gangs	1-Gang	2-Gang	3-Gang
Dimensions	6.00" x 4.85"	6.00" x 8.13"	6.00" x 11.34"






Round Flanges

S3182	S3082
SA3182	SA3082
	
5.25" Dia.	6.25" Dia.

Round Covers (3.88" Dia.)

S3925	S3725	S2525
SA3925	SA3725	SA2525
		
Duplex Flap	Duplex Screw	2 1/8" x 3/4" Comb.

Covers – One Required per Gang

	S3825	S3625	S3826	S2425
Brass	S3825	S3625	SA3826	SA2425
Aluminum	SA3825	SA3625	–	–
Dimensions	4.15" x 2.99"			
				
	Duplex Flap	Duplex Screw	Style Line® Decorator Opening	2 1/8" x 3/4" Combination
	S2625	S2825	S3425	S3813
Brass	SA2625	–	–	SA3813
Aluminum	–	–	–	–
Dimensions	4.15" x 2.99"			
				
	2 1/8" x 1" Combination	2 1/8" Single Receptacle	2 3/8" Single Receptacle	Blank

Round Covers

	S2725	S2925	S3525	S3325
Brass	SA2725	SA2925	–	–
Aluminum	–	–	–	–
Dimensions	3.88" Dia.			
				
	2 1/8" x 1" Comb.	2 1/8" Single Receptacle	2 3/8" Single Receptacle	2 1/8" Single Rec. (Terrazzo Floor)

One Piece Brass Cover and Carpet Flange

	SF3925	SF2525	SF2725	SF2925
Brass	–	–	–	–
Dimensions	6.25" Dia.			
				
	Duplex Flap	2 1/8" x 3/4" Combination	2 1/8" x 1" Combination	2 1/8" Single Receptacle

Dimensions in Inches (mm)